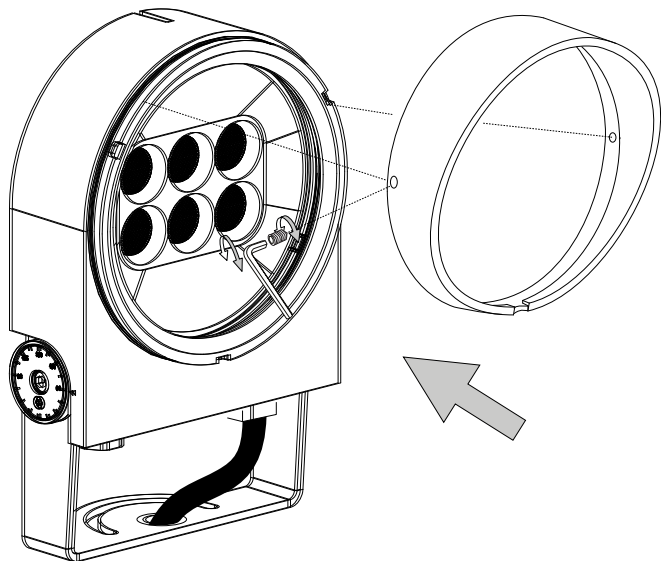


1B




ideal lux

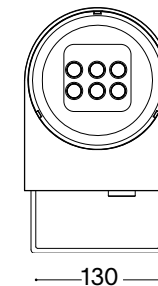


REV 28/11/2023

Ulex PR H20 Source



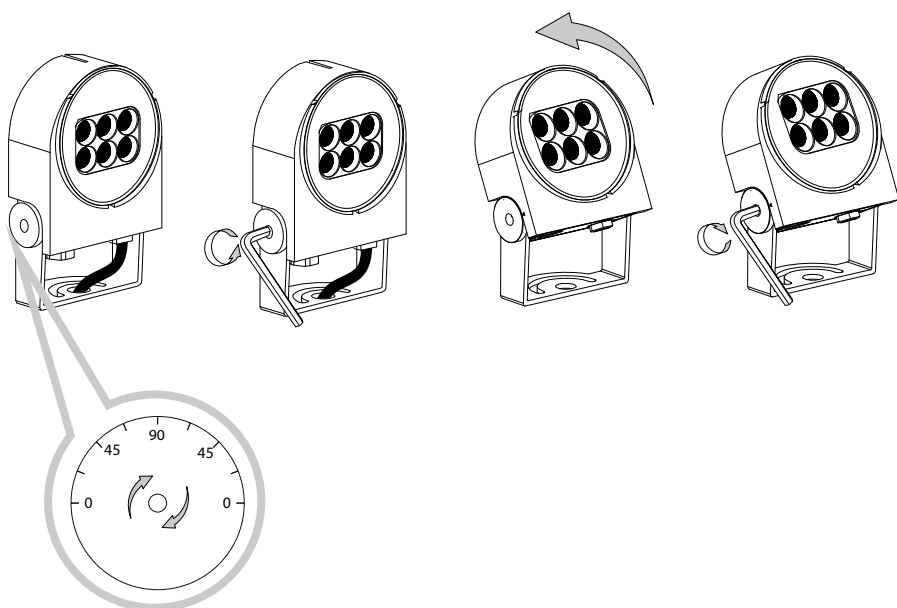
Lampada da terra
 Floor lamp
 Lampadaire
 Stehleuchte
 Lámpara de pie
 Торшеры




LED

LED 15W / 220~240V 50/60Hz
 - 8021696261294 ANTRACITE

1C



2




IDEAL LUX s.r.l.
 Via Taglio Destro 32
 30035 Mirano (VE) Italy
 www.ideal-lux.com

IDEAL LUX Warehouse
 Via delle Industrie, 8/D
 30036 Santa Maria di Sala (Venezia)
 8.00 - 12.00 / 13.30 - 17.00

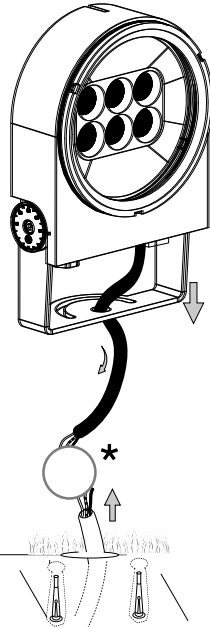
ESEGUIRE LE OPERAZIONI SEGUENDO L'ORDINE PROGRESSIVO.
FOLLOW THE ASSEMBLY INSTRUCTIONS BY READING THE NUMERICAL PROGRESSION.

L'INSTALLAZIONE DI QUESTO APPARECCHIO DEVE ESSERE EFFETTUATA DA PERSONALE
QUALIFICATO. THE LIGHTING FITTING SHOULD BE INSTALLED BY A QUALIFIED ELECTRICIAN.



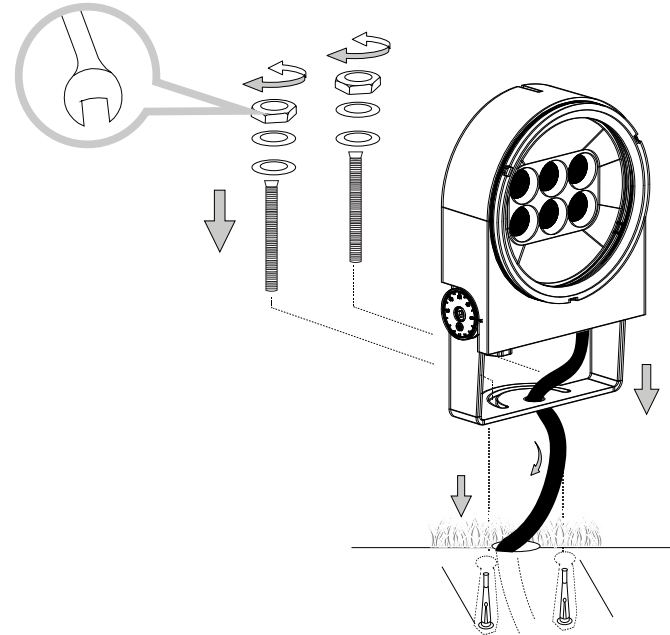
MORSETTIERA E SCATOLA DI DERIVAZIONE NON INCLUSE.
JUNCTION AND TERMINAL BOXES NOT INCLUDED.

L'apparecchio di illuminazione deve essere posizionato
in modo che non sia prevista un'osservazione prolungata
ad una distanza inferiore a 500mm.
The prolonged observation should not be planned
for a distance less than 500mm.
Place the article with cognition.

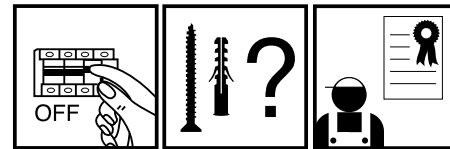


* MORSETTIERA IP68 3 x 1,5 mm² NON INCLUSA.
TERMINAL BOX IP68 3 x 1,5 mm² NOT INCLUDED.

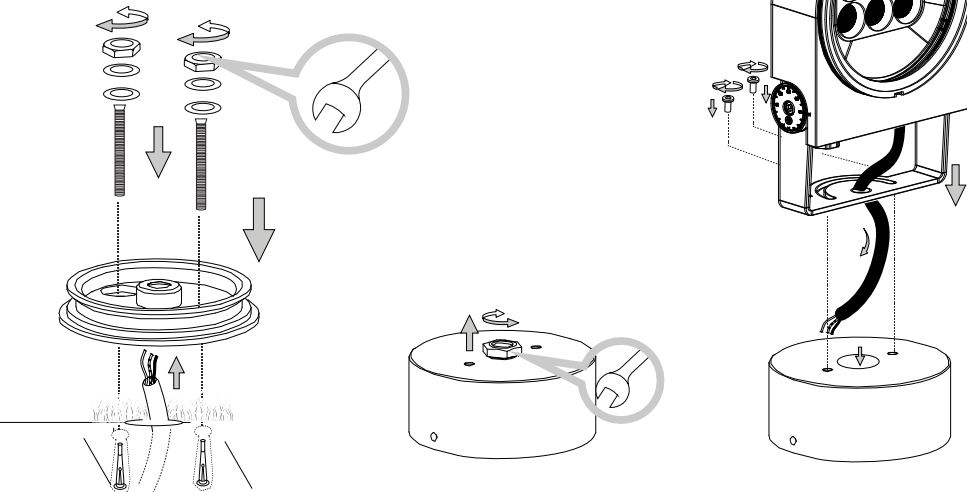
1



2



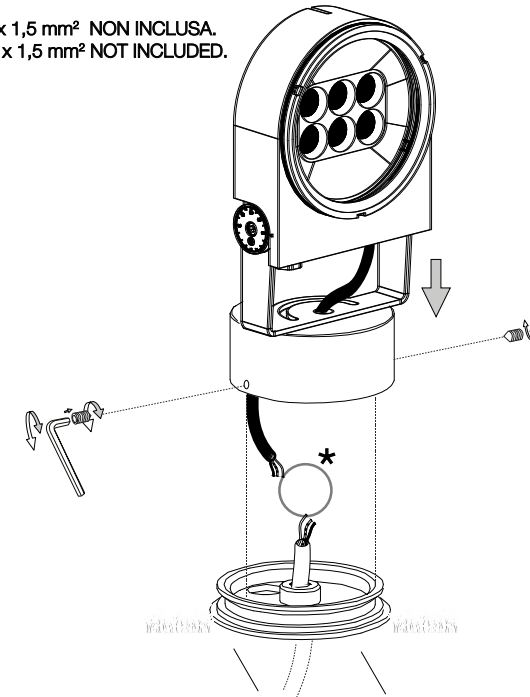
MORSETTIERA E SCATOLA DI DERIVAZIONE NON INCLUSE.
JUNCTION AND TERMINAL BOXES NOT INCLUDED.



1B

* MORSETTIERA IP68 3 x 1,5 mm² NON INCLUSA.
TERMINAL BOX IP68 3 x 1,5 mm² NOT INCLUDED.


2B



LA SICUREZZA DI QUESTO APPARECCHIO È GARANTITA SOLO CON L'USO APPROPRIATO DI QUESTE ISTRUZIONI, PERTANTO È NECESSARIO CONSERVARLE.
THE SAFETY AND RELIABILITY ARE GUARANTEED ONLY WHEN INSTALLATION INSTRUCTIONS ARE PROPERLY FOLLOWED. PLEASE KEEP THIS INSTRUCTION SHEET FOR FUTURE REFERENCE.

ESEGUIRE LE OPERAZIONI SEGUENDO L'ORDINE PROGRESSIVO.
FOLLOW THE ASSEMBLY INSTRUCTIONS BY READING THE NUMERICAL PROGRESSION.

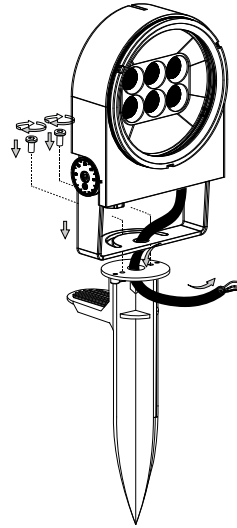
L'INSTALLAZIONE DI QUESTO APPARECCHIO DEVE ESSERE EFFETTUATA DA PERSONALE
QUALIFICATO. THE LIGHTING FITTING SHOULD BE INSTALLED BY A QUALIFIED ELECTRICIAN.



MORSETTIERA E SCATOLA DI DERIVAZIONE NON INCLUSE.
JUNCTION AND TERMINAL BOXES NOT INCLUDED.

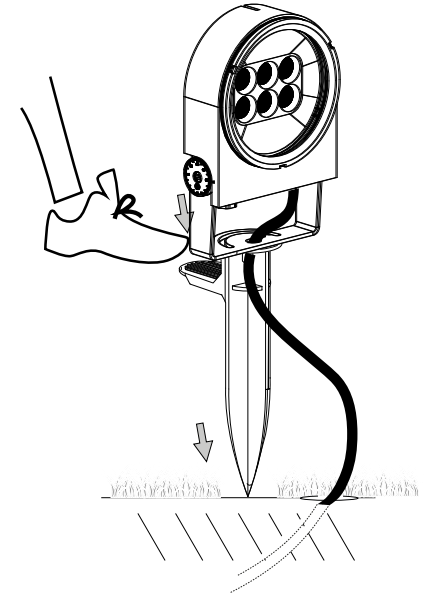
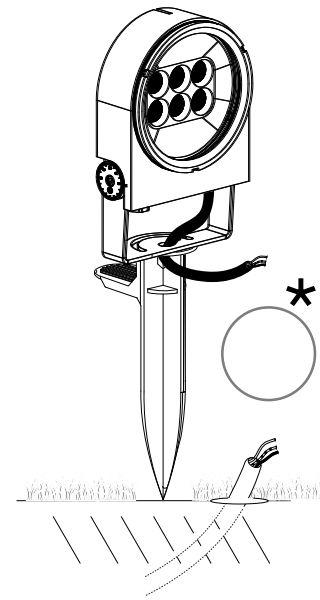
1C

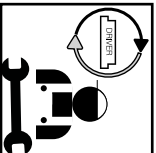

L'apparecchio di illuminazione deve essere posizionato
in modo che non sia prevista un'osservazione prolungata
ad una distanza inferiore a 500mm.
The prolonged observation should not be planned
for a distance less than 500mm.
Place the article with cognition.



* MORSETTIERA IP68 3 x 1,5 mm² NON INCLUSA.
TERMINAL BOX IP68 3 x 1,5 mm² NOT INCLUDED.

2C

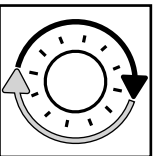




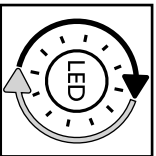
**Questo prodotto contiene una sorgente luminosa
di classe di efficienza energetica /
This product is provided with a light source
with efficiency energy class of:**

EAN	Modello Sorgente Luminosa /Light Source Model	Classe di Efficienza Energética / Energy Efficiency Class	Sorgente Luminosa / Light Source (mA)	Sorgente Luminosa / Light Source (V)
8021696261294	ULEX 15W	F	700 mA	18 V DC


LEGENDA ICONE




Sorgente luminosa sostituibile
dall'utente finale.
Replaceable light source
by an end-user.



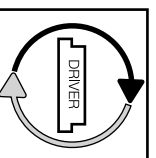
Sorgente LED luminosa sostituibile
dall'utente finale.
Replaceable LED light source
by an end-user.




Sorgente luminosa sostituibile
esclusivamente da personale
autorizzato.
Replaceable light source
by authorized personnel only.




Sorgente luminosa non sostituibile.
Quando la sorgente arriverà a fine vita
dovrà essere sostituito l'intero apparecchio.
Non-replaceable light source.
Upon end of life of the light source,
the whole product will be replaced.



Dispositivo di alimentazione sostituibile
dall'utente finale.
Replaceable control gear
by an end-user.



Dispositivo di alimentazione sostituibile
esclusivamente da personale autorizzato
Replaceable light source
by authorized personnel only.



Dispositivo di alimentazione non sostituibile.
Quando il dispositivo di alimentazione arriverà
dovrà essere sostituito l'intero apparecchio.
Upon end of life of the control gear,
the whole product will be replaced.

- 18.** Jei apsauginis stiklas yra įskilęs arba sudužęs, pakeiskite jį nedelsiant ir naudodami tik nuostatus atitinkančias keičiamas dalis.
- 19.** Šviesos šaltinis su nekeičiamais šviesos diodais (LED). Neišmontuokite gaminio, nes diodai gali pažeisti akis. Nejmerkite į vandenį. Valykite naudodami drėgną šluostę ir venkite stiprių tirpiklių ir ploviklių naudojimo.
- 20.** Prietaise įdiegtas lydysis saugiklis. Jei šviestuvą neįsijungia, pakeiskite lydųj saugiklį.
- 21.** I-ą elektros saugos klasę užtikrina bendra izoliacija bei apsauginis laidininkas (žeminimas) prijungtas prie metalinės šviestuvo dalies. Privalomas žeminimas
- 22.** II-ą elektros saugos klasę užtikrina bendra izoliacija ir dviguba izoliacija arba sustiprinta izoliacija. Žeminimas nėra būtinas.
- 23.** III-ą elektros saugos klasę užtikrina labai žemos įtampos maitinimas (mažesnis, nei 50 voltų). Žeminimas nėra būtinas.
- 24.** Neapsaugotas.
- 25.** Apsaugotas nuo kietųjų kūnų, kurių skersmuo didesnis, nei 50 mm. patekimo.
- 26.** Apsaugotas nuo kietųjų kūnų, kurių skersmuo didesnis, nei 12 mm. patekimo.
- 27.** Apsaugotas nuo kietųjų kūnų, kurių skersmuo didesnis, nei 2,5 mm. patekimo.
- 28.** Apsaugotas nuo kietųjų kūnų, kurių skersmuo didesnis, nei 1 mm. patekimo.
- 29.** Apsaugotas nuo dulkių patekimo.
- 30.** Visiškai apsaugotas nuo dulkių patekimo.
- 31.** Neapsaugotas.
- 32.** Apsaugotas nuo statmenai krentančių vandens lašų patekimo.
- 33.** Apsaugotas nuo vandens lašų, kurių kritimo didžiausias kampas yra 15°, patekimo.
- 34.** Apsaugotas nuo lietaus.
- 35.** Apsaugotas nuo vandens pusrų.
- 36.** Apsaugotas nuo vandens čiurkšnių.
- 37.** Apsaugotas nuo stiprių vandens čiurkšnių.
- 38.** Apsaugotas nuo laikino įmerkimo.
- 39.** Apsaugotas nuo įmerkimo tam tikram laikui.
- 40.** Prietaisas neturi būti uždengiamas šilumą izoliuojančia medžiaga.
- 41.** Dėmesio, elektros smūgio pavojus.
- 42.** Nežiūrėkite tiesiai į šviesos šaltinį.